


# MI3

## Noncontact Temperature Measurement for Industrial Applications and OEMs



Raytek® MI3 – a new level of innovation and performance in noncontact temperature measurement

# MI3 Highlights

- Optional network communications interfaces RS485, Modbus®, Profibus, Analog (NEW) all outputs with galvanic isolation (Analog DIN 6TE variant only):
  - from power supply
  - from channel to channel
- Innovative multi-sensor design—up to 8 sensing heads/ system, each individually addressable
- Fast response times of < 20 mSec
- Rugged IP65 rated sensing heads survive ambient temperatures to 120°C (248°F) without cooling
- Intuitive user interface with high resolution LCD display for easy set-up
- Precision high resolution optics, up to 22:1
- User configurable analog outputs (0/4-20mA, 0-5/10V, type J, K, R or S t/c)
- Standard USB 2.0 digital interface for remote set-up
- Miniature sensing head fits where other sensors can't
- Isolated solid state alarm relay output
- Adjustable Emissivity, Peak Hold, Valley Hold and Averaging functions
- Datatemp® Multi-drop and field calibration software included
- Full range of accessories
- Automatic sensing head detection—plug and play

The Raytek® MI3 is a powerful two-piece infrared temperature measurement system with miniature sensing head and separate communications electronics. The sensor is small enough to be installed just about anywhere, yet it outperforms much larger systems. Available in either a rugged cast metal electronics enclosure, an innovative multi-channel DIN mountable enclosure, or low cost OEM configurations, the MI3 offers a host of advanced signal processing features you won't normally find in sensors costing much more.

Designed for an endless range of applications, the MI3 features a variety of sensing head options. Low temperature sensors with a measurement range of -40°C to 1000°C (-40°F to 1832°F), fast response (<20 mSec) sensors, provide an impressive array of solutions for your process needs. The rugged stainless steel sensing head ensures reliable long term performance in the harshest industrial environments. Although the MI3 sensor is small in size, it has all the performance you need— with 1% accuracy, a choice of high resolution optics up to 22:1 and user configurable I/O. Standard features include adjustable Emissivity, Peak Hold, Valley Hold, and Averaging functions. All sensor parameters are easily adjustable on the built-in user interface keypad, or remotely with the Windows® 7 compatible DataTemp software via the built-in USB interface. Advanced features further extend the power of the MI3 and include user configurable alarm output, digital "recipe" table inputs that can be easily interfaced to an external control system, an external reset input for signal processing, and external inputs for analog emissivity adjustment or reflected energy compensation. Optional RS485, Modbus®, Profibus or Analog output network interfaces simplify intergration with a factory or machine control system.

The MI3's miniature size and low cost per measurement point make it ideal for installation at multiple points in your process. The MI3 is accurate, rugged, affordable, easy-to-install and operate. With the MI3, precision infrared temperature measurement is now an economical alternative.

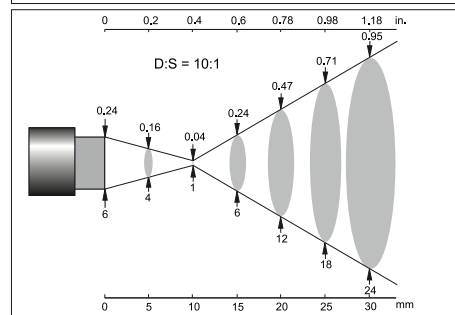
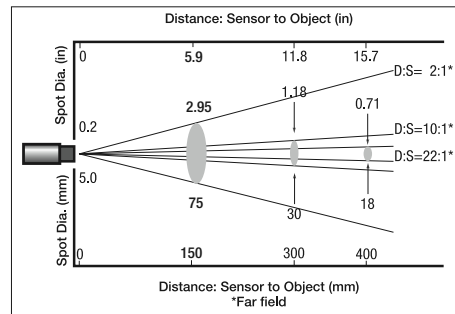
**Raytek MI3 – a new level of innovation and performance in noncontact temperature measurement!**

# Specifications

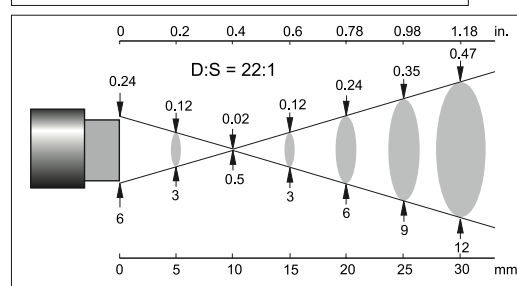
Spectral Response:	
LT (Low Temp.)	8 to 14 microns
Optical Resolution:	
LTS	2:1, 10:1, 22:1
LTF	10:1
Temperature Range:	
LTS (2:1, 10:1)	-40°C to 600°C (-40°F to 1112°F)
LTF (LTS 22:1)	0°C to 1000°C (32°F to 1832°F)
System Accuracy:	±1% of reading or ±1°C, whichever is greater Thermocouple output accuracy ±1% of reading or ±2.5°C, whichever is greater
System Repeatability:	±0.5% of reading or ±0.5°C (1°F), whichever is greater
Temperature Coefficient:	±0.05%K per °K, or ±0.05% per °K* Tmes, whichever is greater
Temperature Resolution:	
LT	0.1°C or 0.2°F *
System Response Time:	
LTS	130ms (90%)
LTF	20ms (90%)
Emissivity:	0.100 to 1.100 digitally adjustable Increments of .001
Transmission:	0.100 to 1.000 digitally adjustable Increments of .001
Signal Processing:	Peak hold, valley hold, variable averaging filter, adjustable up to 998 seconds

\*Scaled temperature dynamic range < 500°C (< 932°F)

# Nominal Optical Specifications



10:1 with Close Focus Accessory



22:1 with Close Focus Accessory

D:S is the optical resolution expressed as a ratio of the distance to the measurement spot divided by the diameter of the spot.

Optical resolution for the MI3 is 2:1, 10:1, 22:1.

Nominal spot size based on 90% energy.

# Electrical Specifications MI3COMM

Digital Interface	USB 2.0 (RS485, Modbus or Profibus optional)
Outputs:	Scaleable 4-20mA, 0-20mA, 0-10V, 0-5V, J, K, R or S thermocouple, 0-5V head ambient output
Inputs:	Digital inputs for emissivity control, ambient background temperature compensation, trigger/hold input
Alarm Relay:	48 VAC, 300 mA, optically isolated solid state relay
Cable Length*:	1m (3.3ft) standard, 3m (10ft), 8m (26ft), 15m (50ft) and 30m (100ft) lengths available
Output Impedance (T/C output):	20 ohms
Minimum Load Impedance (mV output):	10K ohms
Maximum Loop Impedance (mV output):	500 ohms
Power Draw:	4W max
Power Supply:	8-32VDC
Environmental Rating:	IP 65 (NEMA-4)
Electronics Housing:	-10°C to 65°C (14°F to 150°F)
Storage Temperature:	-20°C to 85°C (-4°F to 185°F)
Relative Humidity:	10 to 95%, non-condensing
Electronics Weight:	270g (9.5oz)
EMI/EMC/ESD	IEC EN61326-1 1:2006

\*Maximum total cable length of 30 m (98 ft) when used with XXXMI3CONNBOX Multichannel interface box

# Electrical Specifications MI3MCOMM

Sensor Head Inputs	Maximum of 4
Digital Interface	USB 2.0 and RS485 standard. (Modbus or Profibus optional)
Outputs (Analog MI3MCOMM Box)	Scaleable 4-20mA, 0-20mA, 0-10V, 0-5V, J, K, R or S thermocouple, 0-5V head ambient output galvanic isolation
Inputs:	Trigger input
Alarm Relay:	48 VAC, 300 mA, optically isolated
Cable Length*:	1m (3.3ft) standard, 3m (10ft), 8m (26ft), 15m (50ft) and 30m (100ft) lengths available
Power Draw:	4W max
Power Supply:	8-32VDC
Electronics Housing:	-10°C to 65°C (14°F to 150°F)
Storage Temperature:	-20°C to 85°C (-4°F to 185°F)
Relative Humidity:	10 to 95%, non-condensing

\*Maximum total cable length of 60m (197ft)

# Sensing Head Specifications

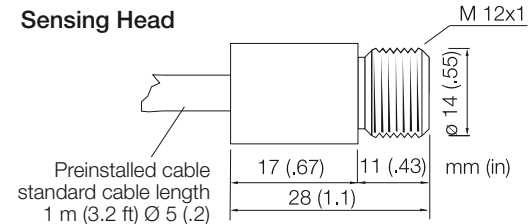
Environmental Rating:	IP 65 (NEMA-4)
Head Ambient Temperature Range:	
S and F models:	-10°C to 120°C (14°F to 248°F)
Storage Temperature:	-20°C to 85°C (-4°F to 185°F)
Relative Humidity:	10 to 95%, non-condensing
Construction:	
Sensing head	Stainless steel
Comm box (MI3)	Zinc, die-cast
DIN Comm box (MI3M)	Molded plastic
Sensing head cable	PUR halogen free, flame retardant insulation, 125°C (257°F) max. temp
Weight:	
Sensing head (w/1 m cable)	50g (1.75oz)
Shock (sensing head)	IEC 68-2-27 50g's, 11ms, 3 axis
Vibration (sensing head)	68-2-6 3g's, 10-150Hz, 3 axis
EMI/EMC/ESD	IEC EN61326-1 1:2006

# Accessories

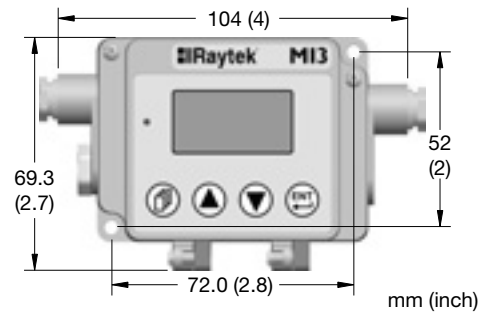
A full range of accessories for various applications and industrial environments are available. Accessories include items that may be ordered at any time and added on-site:

- (XXXSYS) 24 VDC, 1.2A Power supply
- (XXXMIACAB) Adjustable mounting bracket
- (XXXMIACFB) Fixed mounting bracket
- (XXXMIACMN) Sensor head mounting nut
- (XXXMIACAJ) Air purge jacket
- (XXXMIACCJ) Air cooling system with .8 m (2.6 ft) air hose or with (XXXMIACCJ1) 2.8 m (9.2 ft) air hose
- (XXXMIACRAJ, XXXMIACRAJ1) Right angle mirror
- (XXXMIACPW, XXXMI3ACPWP) Protective windows
- (XXXMI3ACCFL) Close focus lens
- (XXXMI3CONNBOX) Multi-channel sensor interface box for use with MI3COMM Box
- (XXXUSB485) USB/RS485 Adapter for boxes with RS485 interface

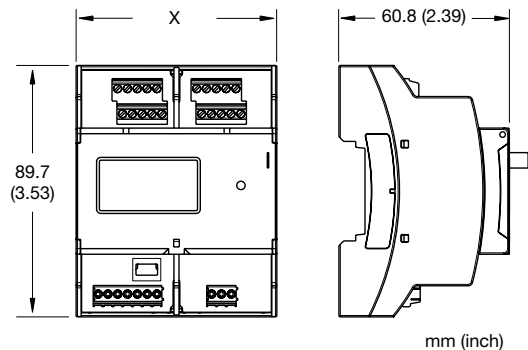
# Sensor Dimensions



## MI3 Electronics Housing



## MI3M Multi-channel Electronics Housing



### X Dimension

54 mm (2.1 in)

72 mm (2.8 in)

108 mm (4.3 in)

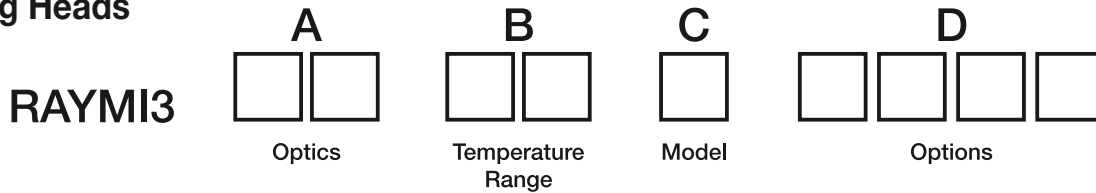
### Models

RAYMI3MCOMM

RAYMI3COMM

All other models

## Sensing Heads



Each MI3 sensor system is comprised of (1) MI3 sensing head and (1) MI3COMM or MI3MCOMM communication module. The sensing head includes one mounting nut and 1m (3.3ft) cable. Longer cables up to 30 m (100ft) maximum are available and must be specified at time of order. The MI3 sensing head and MI3COMM box are ordered as separate items.

Model	Description		
RAYMI3	Miniature infrared sensing head with 1 meter (3.3ft) cable		
<b>Code A</b>	<b>Optical Resolution</b>		
02	2:1		
10	10:1		
<b>Code B</b>	<b>Temperature Range</b>		
LT	-40°C to 600°C (-40°F to 1112°F) Note: 0°C to 1000°C (32°F to 1832°F) for LTF and LTS 22:1 models		
<b>Code C</b>	<b>Model</b>		
S	Standard sensing head, 120°C (248°F) maximum ambient		
F	Fast response sensing head, 20 mSec response time, 120°C (248°F) maximum ambient (10:1 head only)		
<b>Code D</b>	<b>Options</b>		
CB3	3m (10ft) cable	CB15	15m (49ft) cable
CB8	8m (26ft) cable	CB30	30m (98ft) cable

## Communication Boxes

Model	Description
RAYMI3COMM	MI3 IR thermometer communication box with USB 2.0 communications, cast zinc housing and user-interface
RAYMI3COMM4	MI3 IR thermometer communication box with USB 2.0 communications and RS-485 communication option, cast zinc housing and user-interface
RAYMI3COMMM	MI3 IR thermometer communication box with USB 2.0 communications and Modbus communication option, cast zinc housing and user-interface
RAYMI3COMMP	MI3 IR thermometer communication box with USB 2.0 communications and Profibus communication option, cast zinc housing and user-interface
RAYMI3MCOMM	Modular DIN mountable 4-channel IR communication box with user interface, USB 2.0 and RS485 communications
RAYMI3MCOMMM	Modular DIN mountable 4-channel IR communication box with user interface, USB 2.0 and Modbus communications
RAYMI3MCOMMP	Modular DIN mountable 4-channel IR communication box with user interface, USB 2.0 and Profibus communications
RAYMI3MCOMMN	Modular DIN mountable 4-channel IR communication box with no user interface, display or RS485 interface Includes USB 2.0 and alarm relay, only
RAYMI3MCOMMA	Modular DIN mountable communication 6TE box for up to 4 heads with USB 2.0 and 4 galvanic isolated analog outputs

## The Worldwide Leader in Noncontact Temperature Measurement

**Raytek Corporation**  
**Worldwide Headquarters**  
 Santa Cruz, CA USA  
 Tel: 1 800 227 8074 (USA and Canada, only)  
 1 831 458 3900  
[solutions@raytek.com](mailto:solutions@raytek.com)

**European Headquarters**  
 Berlin, Germany  
 Tel: 49 30 4 78 00 80  
[raytek@raytek.de](mailto:raytek@raytek.de)

**China Headquarters**  
 Beijing, China  
 Tel: 8610 6438 4691  
[info@raytek.com.cn](mailto:info@raytek.com.cn)

To find a Raytek office near you, please visit [www.raytek.com](http://www.raytek.com)

### Worldwide Service

Raytek offers services, including repair and calibration.  
 For more information, contact your local office or e-mail [support@raytek.com](mailto:support@raytek.com)

[www.raytek.com](http://www.raytek.com)



© 2011 Raytek Corporation (3783599 Rev E) 6/2012  
 Raytek, the Raytek logo and DataTemp are registered trademarks of Raytek Corporation.  
 Modbus is a registered trademark of the Modbus Organization, Inc  
 Specifications subject to change without notice.